



L'Énergie Sans Limite !
Safe Energy for Life !



Company networks, Service industries



E3 Performance UPSs are dedicated to the electrical protection of IT networks and environments.

With high-quality sinusoidal current output and variety of connectors, they are ideal for supplying power to sensitive devices.

from 800 to 5000 VA

High-performance protection

Equipped with **microprocessor-controlled On Line Performance technology**, the E3 Performance range offers **perfect protection** to IT networks and loads. It supplies **sinewave current**, and its **high output power factor (0.9)** provides appropriate protection to servers and other IT equipment. The E3 Performance UPS guarantees uninterrupted service and the safeguarding of data in the event of a power cut.

Advantages to suit every situation

E3 Performance UPSs are **highly adaptable** thanks to their many connectors:

- 8 to 9 **protected outlets**, of which 4 are **programmable** (according to model). With the programmable outlets, strategic loads and non-critical loads can be controlled easily and independently.
- 2 **RJ45 connectors** also provide protection for the Tel/ADSL line.
- **RS232 and USB communication ports** allow remote communication with the various devices connected.

The **flexible design** of the E3 Performance allows for simplified installation according to user requirements:

- tower position
- rack position



Advantages of E3 Performance 5000 RT

E3 Performance 5000 RT is equipped with **IEC outlets** and a **terminal block** for the most powerful equipment.



On Line Performance Technology



Rack/Tower convertible



Multi-directional LCD control screen



Communication ports USB & RS232



Remote control software



Backup time of up to 30 min.*

* Depending on the connected load

A SOLUTION TO SUIT EVERY NEED

E3 Performance: the solution for IT environments

Power factor of 0.9

- Optimum output power factor 0.9
- High level of performance
- High efficiency for critical applications

Versatile rack/tower format

- Two-in-one design for simplified installation
- 2U rack format for easy installation in a 19" server bay (mounting brackets included)
- Tower format (base included)



Rack position

Tower position

EPO/CPAU emergency stop control



This port is dedicated to the installation of a CPAU for the safety of personnel and equipment in case of emergency. It allows the UPS to be shut down completely and immediately.

Communication

In addition to their variety of connectors, E3 Performance UPSs have:

Local control capabilities with InfoPower software (supplied as standard):

- Automatic file closure in the absence of mains power: saving the data of all the computers in a network
- Intuitive graphic interface: displays system status, the various measurements, event history, etc.

Network control capabilities via SNMP I Pro agent (available as an option):

- An SNMP slot is provided for connection of an optional SNMP agent and use of the associated software to control the UPS remotely from the network.

Backup extension modules

An external battery connector allows addition of battery cabinets, providing **extended backup time** that can be adjusted to suit the needs and context of each user. With the battery status displayed on the UPS screen, the solution can be controlled instantly.



User-friendly

User-friendly LCD display



- Precision and user-friendliness: status and parameter values given in real time
- Rotating LCD screen that adapts to tower configuration
- Intuitive display on front panel: direct access to UPS configuration for easier modification of operational modes

Programmable outlets

- Programmable outlets of E3 Performance provides the ability to control the different load groups easily and independently.
- The backup time on the most strategic and vital hardware is therefore favoured during a power outage, to the detriment of the non-critical hardware connected to programmable outlets.
- These outlets are easily managed via the InfoPower software.

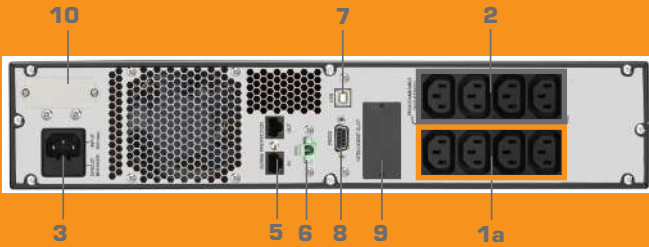
ECO operating mode for energy savings




Efficiency of up to 97% equates to energy and cost savings. This operating mode delivers a static bypass power supply and offers timely return to on-line double conversion if required.

CONNECTION

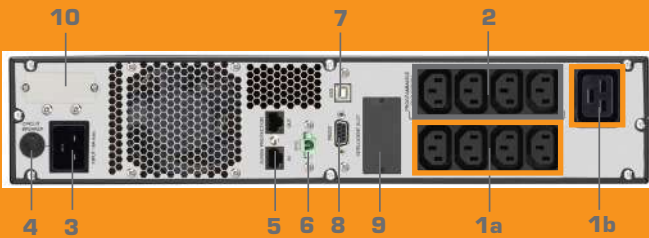
E3 Performance 800 / 1100 / 1500 RT



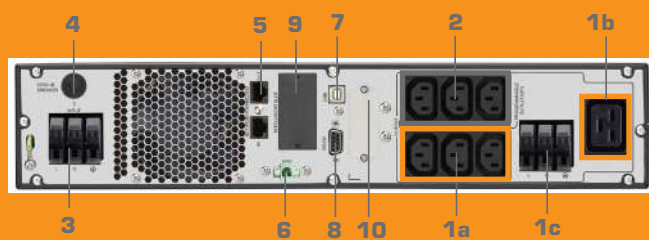
E3 Performance 2000 RT



E3 Performance 2500 / 3000 RT



E3 Performance 5000 RT



- | | |
|--|--|
| 1 a. Standard output outlets 10A : connect to mission-critical loads | 4 Input circuit breaker |
| b. Standard output outlets 16A : connect to mission-critical loads | 5 Tel/Network/Fax/Modem surge protection |
| c. Terminal | 6 Emergency Power Off function connector (EPO) |
| 2 Programmable outlets: connect to non-critical loads | 7 USB communication port |
| 3 AC input | 8 RS-232 communication port |
| | 9 SNMP intelligent slot |
| | 10 External battery connector |

External Maintenance Bypass Switch (BMe)

Provides continuous power to connected equipment during a UPS's maintenance or replacement via a rotary switch

- Provides a large number of outlets for extended use
- Rack or Tower model depending on the working environment (1 to 3 kVA)
- Simple installation
- Master/Slave mode (BMe1)



BMe 1 IEC RM

BMe 1 FR RM

OPTIONS

SNMP I Pro agent

Using the SNMP I pro agent with the E3 Performance UPS devices makes it easier to manage the UPS due to its various special features:

- Connection to the Ethernet network and identification by IP address (random or fixed)
- Setting and programming a system shutdown and restart on a weekly (or other) basis
- Local or remote UPS configuration



SNMP vm Minislot agent

SNMP vm Minislot agent facilitates the management of the UPS in network and virtual environments (vmWare®, Hyper V, etc.). The UPS can be identified by a fixed IP address. Combined with the UPS Management software solution, it allows to control the start and shutdown of virtual servers and their associated devices.



Extended backup time

The E3 Performance range offers several battery extension solutions for unstable or highly disruptive environments. Different types of battery packs are available depending on the type of backup time required and the layout of the premises. The large range of battery packs are sure to meet most needs.



RS485 card

In order to make the E3 Performance range compatible with every type of business, the RS 485 card can be added as an option, allowing the E3 Performance UPS to communicate with installations using industrial protocols over large distances.


AS400 dry contact card

The AS400 communication card supplies dry contacts to get alarm reports from your UPS (e.g. centralized technical management). Depending on the application, dry contacts can be normally open or normally closed.

EMD

This detection sensor allows the remote monitoring of the temperature and humidity levels of the E3 Performance environment.

The sensor works by connecting to the SNMP card, and may also be used to send dry contacts, making it compatible with security systems or alarms.



Rack kit

Enables secure installation in a patch bay (recommended from 2000 VA).



TECHNICAL CHARACTERISTICS



from 800 to 5000 VA

E3 Performance 800 VA	E3 Performance 1100 VA	E3 Performance 1500 VA	E3 Performance 2000 VA	E3 Performance 2500 VA	E3 Performance 3000 VA	E3 Performance 5000 VA
--------------------------	---------------------------	---------------------------	---------------------------	---------------------------	---------------------------	---------------------------

GENERAL CHARACTERISTICS

Technology	On Line Performance controlled by microprocessor						
Power	800 VA / 720 W	1100 VA / 990 W	1500 VA / 1350 W	2000 VA / 1800 W	2500 VA / 2250 W	3000 VA / 2700 W	5000 VA / 4500 W
IEC standard/programmable outlets	4/4 (10 A)			4/4 (10 A) + 1 (16 A)		3/3 (10 A) + 1 (16 A) + terminal	
Tel./ADSL line protection	RJ45 (1-IN/1-OUT)						

PROTECTION & FILTERING

Output form	Pure sinusoidal form					
Protection	Discharge / overload / overvoltage + Tel./ADSL line					
Input protection	Circuit breaker					

PHYSICAL CHARACTERISTICS

Dimensions - LxWxH (mm)	425 x 438 x 88 (2U)		525 x 438 x 88 (2U)		645 x 438 x 88 (2U)		
Net weight (kg)	12,9	13,4	19,5	21,5	26	29,3	39,8

INPUT TECHNICAL CHARACTERISTICS

Voltage	[110-115/120/127 VAC] or [208/220/230/240 VAC]*						[150-234/156-243/162]- [268/170-280/177-290] VAC*
Voltage range (batt mode)	[81-152 VAC] or [162-290 VAC] *						
Frequency	60/50 Hz (autodetection)						

OUTPUT TECHNICAL CHARACTERISTICS

Voltage	[110-115/120/127 VAC] or [208/220/230/240 VAC]*						200**(-13%/+10%) 208**(-13%/+10%) 220(-15%/+10%) 230(-15%/+10%) 240(-15%/+10%) VAC
Voltage adjustment (battery mode)	+/- 1.5% (before battery alarm)						
Frequency range	50 Hz or 60 Hz +/- 1 Hz						
Crest factor	3:1						
Harmonic distortion	2% max. @ 100% linear load; 5% max. @ 100% non-linear load (before low battery alarm)						

OUTPUT

ECO Mode	95% for [110-115/120/127 VAC]; 97% for [208/220/230/240 VAC]*					
Boost & Buck Mode	93% for [110-115/120/127 VAC]; 95% for [208/220/230/240 VAC]*					
Battery Mode	88% for [110-115/120/127 VAC] 89% for [208/220/230/240 VAC]*	90% for [110-115/120/127 VAC] 91% for [208/220/230/240 VAC]*	90% for [110-115/120/127 VAC] 92% for [208/220/230/240 VAC]*			

BATTERY

Max. load current	1.5 A					
Charge voltage	27.4 VDC ± 1%	54.8 VDC ± 1%	82.1 VDC ± 1%			
Recharge time	90% in 4 hours after a total discharge					
Backup time	From 5 to 30 min depending on the connected load					

INDICATORS & ALARMS

LCD screen	Mains power supply mode, battery mode, charge level, battery level, input voltage, output voltage, overload, low battery and battery fault					
Alarms	Battery mode, low batteries, overload, fault					

COMMUNICATION

Communication ports	USB / RS232					
Communication software	InfoPower (compatible with Windows® 2000/2003/XP/Vista/2008, Windows® 7, 8, 10, Linux, Unix and MAC)					
SNMP I Pro (option)	Power management from SNMP (VMware®, Hyper V™ compatible) and from an internet browser					

ENVIRONMENT

Ideal environment	0-40°C, 0-90% relative humidity (without condensation)						0-40°C, 20-90% relative humidity (without condensation)
Noise level	< 45dB						
Heat dissipation max (100% load / battery mode)	280.72	453.87	464.01	778.24	661.61	835.61	-

STANDARDS

Standard (HV)	CE RoHS					
EMC (electromagnetic compatibility)	EN62040-2: 2006+AC: 2006 (EN 61000-3-2: 2014, EN61000-4-2:2009, EN61000-4-3:2006+A2: 2010, EN61000-4-4: 2012, EN61000-4-5: 2006, EN61000-4-6: 2014, EN61000-4-8: 2010, EN61000-2-2: 2002)					
Low voltage (safety)	EN62040-1:2008+A1:2013					

COMMERCIAL INFORMATION

Warranty	3 years						
PN (HV)	67023	67024	67025	67026	67027	67028	67035
PN (HV) input UK	67029	67030	67031	67032	67033	67034	-

* LV (110 V) and HV (230 V) products are different products.
The detailed technical characteristics are subject to change without notice.

BACKUP MODULES

	E3 Performance 800 RT	E3 Performance 1100 RT	E3 Performance 1500 RT	E3 Performance 2000 RT	E3 Performance 2500 RT	E3 Performance 3000/5000 RT
Dimensions - LxWxH (mm)	440 x 515 x 88 (2U)					
Net weight (kg)	19,1	20,6	20,8	30,43	38,8	43,3
PN	67401	67402	67405	67406	67408	67409

Communication and remote management solutions

USB communication ports, RS 232 port

Software:

- UPS startup and shutdown programming
- Data and events record enabling daily maintenance
- E-mail messaging to manage UPS status at all times via the local network
- Free download from website

Packaging content

- 1 UPS
- 1 Power cable
- 1 IEC output cable
- 1 USB cable
- 1 InfoPower software package
- 1 base and mounting brackets
- 1 user manual

Options

- SNMP I Pro communication board (Ref. 61156)
- SNMP vm Minislot board (Ref. 61142)
- RS 485 board (Ref. 61439)
- Rack kit (Ref. 61429)
- Dry contact board (Ref. 61454)
- EMD (ref. 61452)
- Manual external bypass:

Model	Ref
RM-IEC external bypass	61442
RM-FR external bypass	61443

- Battery cabinet (up to 30 min depending on connected load): please ask us.

Warranty

Three-year guarantee against manufacturing defects under normal use and provided the precautions for use are complied with.

Guarantee to be registered on the website within 10 days of purchase.



Infosec Communication
15, rue du Moulin
44880 SAUTRON - FRANCE
Sales contact
Tel.: +33 (0)2 40 76 11 77
sales@infosec.fr

www.infosec-ups.com

